

2K PRO

Peter Kwasny GmbH, Heilbronner Str. 96
74831 Gundelsheim / Deutschland
Telefon: +496269 95-0, Fax: +496269 95-80
www.2k-pro.com / www.kwasny.com / info@kwasny.de

2K PRO 2K Clear coat low gloss 400 ml Art. Nr. 351853



Product

Description / Purpose

Universal 2-component Clearcoat (Needs activation) with strong etch- and weather resistance. Generates highly durable finishes. Designed for decorative coating finishes and repairs indoor and outdoor.

Properties

- High quality 2K coating finish
- Abrasion and scratch resistant
- Good levelling
- Highly durable coating, without colour deviation
- Fan nozzle designed for large areas as well for colourless finishes

Material base

Two-component polyurethane system consisting of resin and hardener

Colour

colourless clear

Gloss level

low gloss

15+/-3 gloss units at 85° measuring angle

VOC Value (EU)

648 g/l

Substrate

Solvent and waterborne base coat systems (Respect manufacturer's instruction), old paint coats dried

2K PRO

according to manufacturer's instructions
(cleaned and sanded).

Suitable for wooden substrates (cleaned and sanded)

In general: Substrates must be free of grease and dust
needs to be removed.

Processing

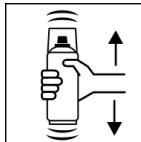
Protection measures



Wear personal protection equipment.
(respiratory mask/gloves/goggles)

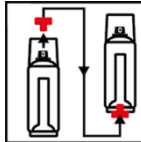
For more information, see safety data sheet.

Shake



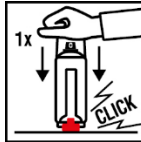
Before activating, shake can thoroughly for 2 minutes
from when the mixing balls are heard.

Place red button



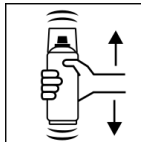
Remove the white button from the cap. Turn the can
by 180° and fit the button onto the pin.

Press red button



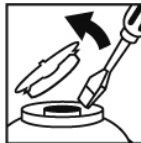
Turn the can upside down and place on a firm
surface. Press the white button with the palm of your
hand until it clicks into place.

Shake



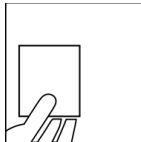
After activating, shake can again thoroughly for
2 minutes, again from when the mixing balls are heard.
Let the can rest for 15 minutes.

Spray Lock



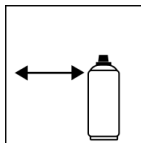
Remove the spray lock by first removing the spray nozzle.
Just place a screwdriver between the strap and lock ring.
Lever the safety catch gently upwards and out.

Spray to test



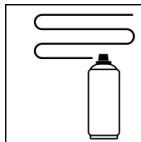
After shaking the can, test spray and check
compatibility with the surface and the colour.

Spraying distance



15 cm - 25 cm

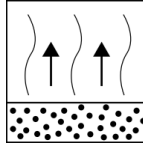
Spray passes



approx. 1 - 2 spray courses (Dry film thickness 40 µm)

2K PRO

Flash-off time



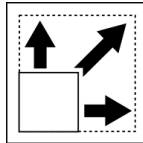
Flash time (inbetween 2 spray courses):
approx. 10 - 15 min

Processing conditions



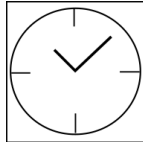
Optimum application at 18° C - 25° C and a relative humidity from 40 - 50 %.

Coverage



approx. 0,5 - 0,75 m² at 2 spray courses

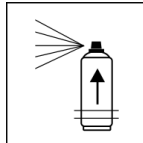
Drying



dust dry: approx. 20 min
dry to touch: 2 h
Drying times can vary, depending on temperature and layer thickness.

The stated values refer to the above mentioned processing conditions. The level of dryness is determined pursuant to DIN 53150. rade erfolgte nach DIN 53150.

Pot life

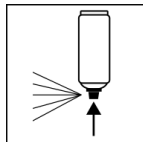


Don't use material longer than 24 h after activation at 20° C room temperature. The processing time depends on the ambient temperature. Higher temperatures reduce the pot life.

Activation initializes crosslinking reaction which consequently leads to gelling after pot life.

The product must not be used after pot life.

Finish



After painting, turn the can upside down and spray for 3 - 5 seconds to clean the valve.

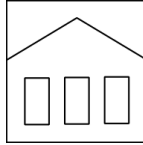
Additional Information

Important Information



Avoid bumps, friction and impact.

Shelf Life



36 months (not activated)

Shelf life referring to an unused can that is stored correctly at a temperature of 15 - 25° C and a relative humidity below 60%. The can must be stored and transported in an upright position in a dry place where it is protected against chemical and mechanical influences. The safety information on the can and all statutory provisions applicable for the storage site must be fulfilled.

Disposal



After use: Completely emptied aerosol can be disposed in the recycling system. Aerosols with hardened material must be disposed as special waste.

Note

Identification, see safety data sheet.

The contents in this technical data sheet were created with great care and reflect our current state of knowledge. They provide the user with application-specific information and do not promise certain properties. The information is non-binding and we accept no liability for its integrity, accuracy and completeness. They do not relieve the user of their duty to check the suitability of our product for the intended purpose. The warnings printed on our labels must be respected. Our brands and patents are protected by copyright. All rights reserved We reserve the right to update, amend or supplement the content of the information without prior notice.